




Gender Pay Gap Report

2022





Foreword

Kibble is Scotland's specialist provider of services for at risk children and young people. By providing a range of integrated services, we help build positive futures for young people with complex social, emotional and educational needs.

As one of Scotland's oldest charities, and today a leading social enterprise, Kibble works with children and young people aged 5+. We recognise every person is unique – that's why we provide tailored support to ensure each young person gets the transitional support they need to overcome trauma, and lead happy, healthy and fulfilled lives. Through our range of services, we support young people to reach their full potential.

We firmly believe that caring is something that should be done with young people, not to them, and we're focused on creating a safe, stable and nurturing environment where young people feel valued, respected and listened to. Each young person's care plan is uniquely tailored and is formed in consultation with them and their families or carers. The purpose of the care plan is to meet the best interests of the young person; keeping them safe and helping them grow to reach their potential.

Kibble is one of the largest employers in the Renfrewshire area, with a diverse range of roles in child and youth care, and supporting services. Our staff are the backbone of all our services to young people. The friendly, familiar faces that greet the young people daily, whether in the classroom, in the kitchen, or in a support environment underpin relationships based on trust and respect.

As an organisation Kibble is committed to ensuring an equality of opportunity in the workplace. We strive to be a fair and just employer and are committed to diversity and inclusion. This commitment is embedded in Kibble's culture.

Kibble is a learning organisation and welcomes the transparency of publishing gender pay gaps as it affords the opportunity to not only learn from our own data and analysis, but to share best practice from other charities and organisations operating within our sector.

Our Gender Pay Gap Report suggests that we can be proud of the progress we have made in moving towards gender equality with a mean of 4.07% and a median of -2.03% being significantly lower than the national average.

James Gillespie
Chief Executive, Kibble Group



Gender Pay Gap – What Does It Mean?

From April 2017, any organisation that has 250 or more employees is required by law¹ to publish and report specific figures about their gender pay gap.

This can help the organisation to assess the levels of gender equality, the balance of male to female employees at different pay grades, and our effectiveness of nurturing and rewarding talent.

The gender pay gap is a measure of the difference between men's and women's average earnings across an organisation or the labour market. It is expressed as a percentage of men's earnings.²

The gender pay gap differs to equal pay which is unlawful. Kibble is an equal pay employer. We do not engage in any practices that breach equal pay legislation.

As an employer, Kibble is committed to tackling and eliminating all forms of inequality including gender-based inequality.

Our Findings Pay Gap

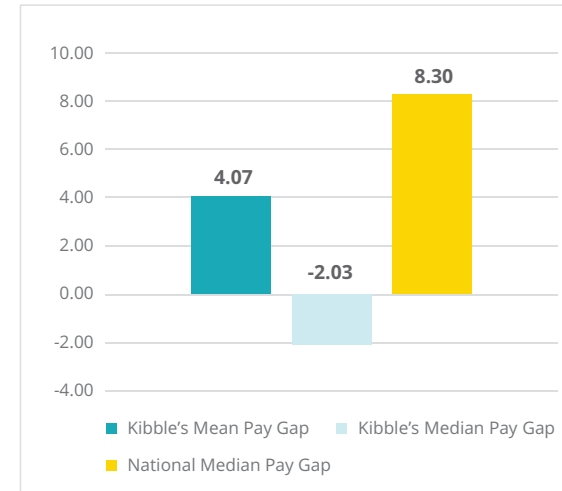


Table 1: Median Pay Gap

Table 1 represents the difference between the average hourly rates of males and females across our total relevant workforce as of 5 April 2022.

Kibble's overall gender pay gap by mean average is 4.07% in favour of men. This has increased by 0.31% from last year when the average was 3.76% in favour of men.

Our gender pay gap median average is -2.03%, which decreased by 2.03% from last year. This is much lower than the national full-time median pay gap of 8.3% recorded in April 2022.³

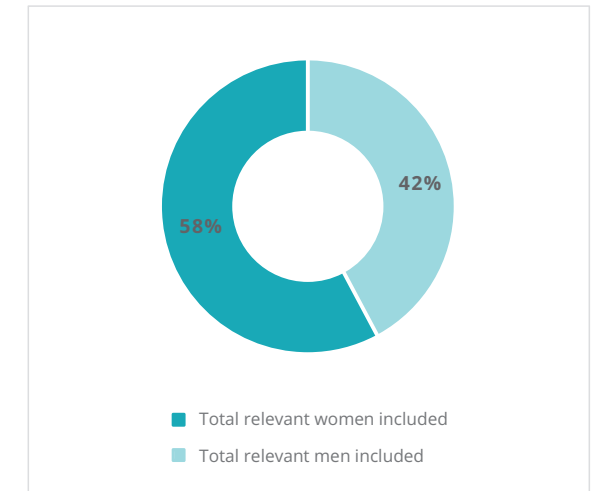


Table 2: Relevant Workforce

Table 2 highlights that the ratios are calculated from a total relevant workforce that is 58% female and 42% male which shows a slight increase in females in the workforce since last year.

¹ Equality Act 2010 (Gender Pay Gap Information) Regulations 2017

² <https://www.gov.uk/guidance/gender-pay-gap-reporting-overview>

³ <https://www.ons.gov.uk/employmentandlabourmarket/peopleinwork/earningsandworkinghours/bulletins/genderpaygapintheuk/2022>

Quartile Analysis

Analysis of our gender pay by quartile has identified the key drivers behind the gender pay gap that exists within Kibble.

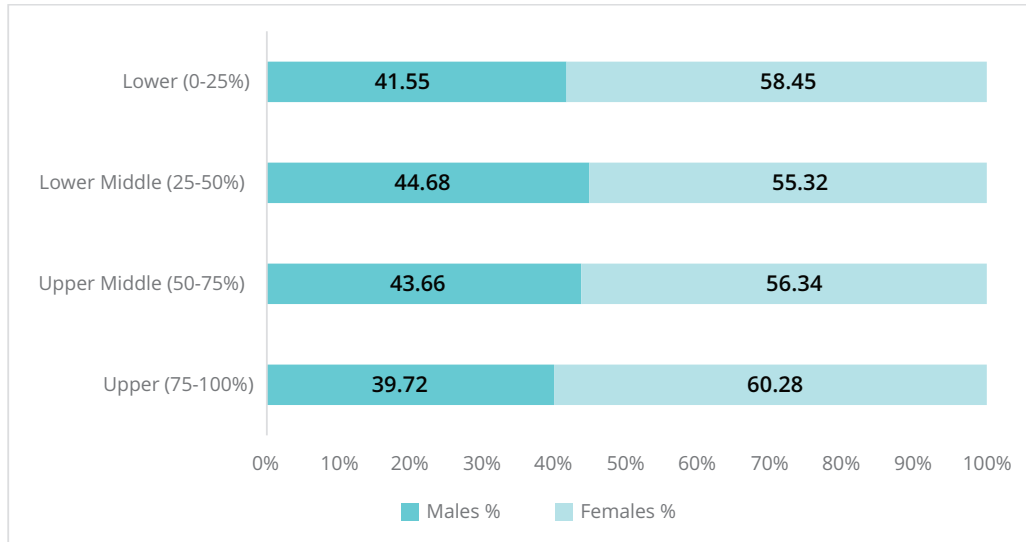


Table 3: Quartile Analysis

Taking all relevant male and female full-pay relevant employees across the organisation and dividing them equally into four pay bands allows us to understand the key elements driving our gender pay gap. Although there has been a slight increase in our gender pay gap, there was a decrease in our median average. There was a slight increase in woman in the workforce this year and the above table shows that there is more woman in the upper category. This increased from 56.95 last year to 60.28 this year which represents a positive change.

Bonus Pay

As part of the mandatory reporting process, employers are also required to publish the gender pay gap within any bonuses. Kibble does not pay bonuses and therefore has no data to report under this heading.

The Way Forward....

As part of Kibble's commitment to eradicate gender disparity within the organisation, we will continue to:

- Monitor starting salaries for gender bias.
- Ensure our learning and development opportunities are accessible to part-time/flexible workers and meet the needs of men and women equally.
- Review Kibble's flexible working offering and consider a more pro-active approach.



Kibble Education and Care Centre
Goudie Street Paisley PA3 2LG
t:0141 889 0044 w:www.kibble.org @KibbleCharity

Kibble Scottish Charity No. SC026917 Registered in Scotland No. 158220
1405_02/23